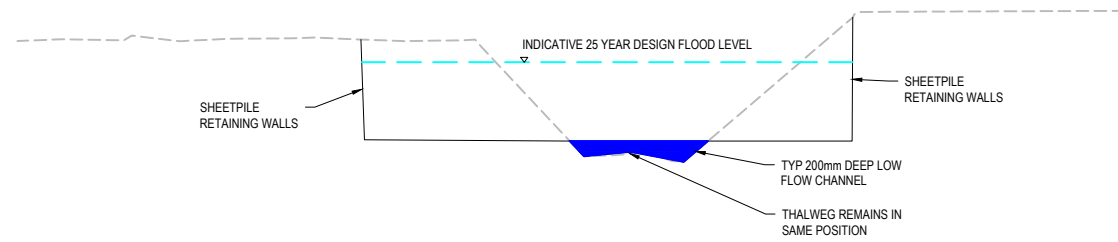
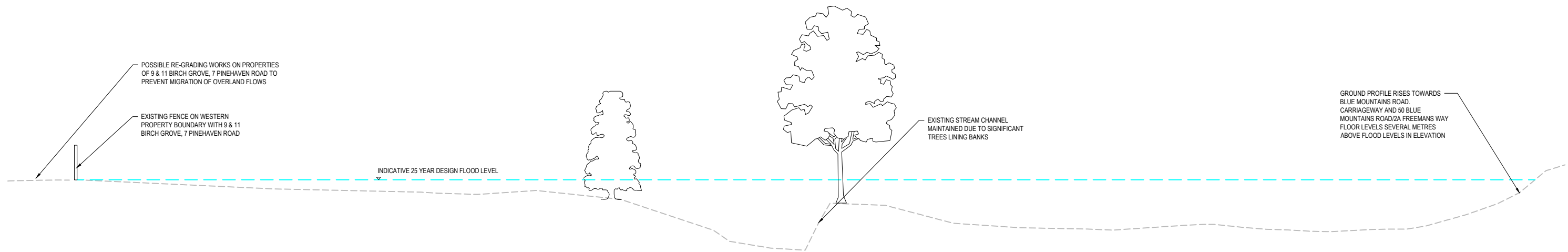


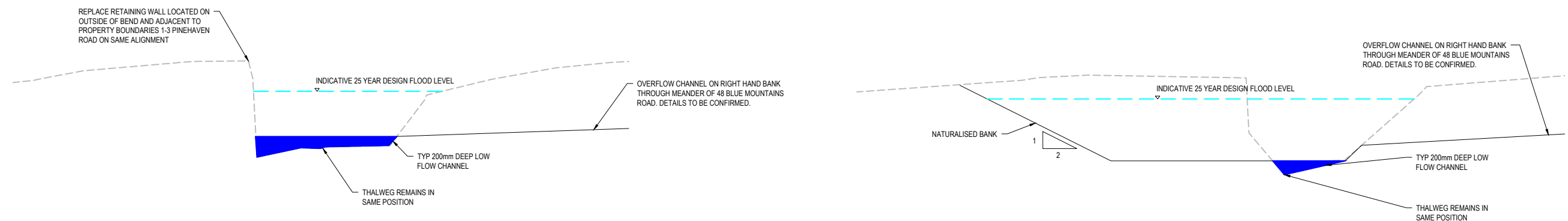
- LEGEND**
- EXISTING SURFACE
 - DESIGN CHANNEL PROFILE
 - RE-GRADING PROFILE
- NOTES**
- REFER I2089000-300-CD-DRG-2000-2006 FOR STREAM WORKS GENERAL ARRANGEMENT PLANS.



TYPICAL SECTION - CH. 0 - 120



TYPICAL SECTION - 50 BLUE MOUNTAINS ROAD - CH. 120 - 340



TYPICAL SECTION - CH. 340 - 370

TYPICAL SECTION - CH. 370 - 390

REV	DATE	DRAWN	REV'D	APP'D	REVISION	DRAWING NUMBER	REFERENCE DRAWING TITLE
B	12.09.19	JWS	JS	IG	FOR INFORMATION ONLY		
A	27.08.19	JWS	JS	IG	FOR INFORMATION ONLY		

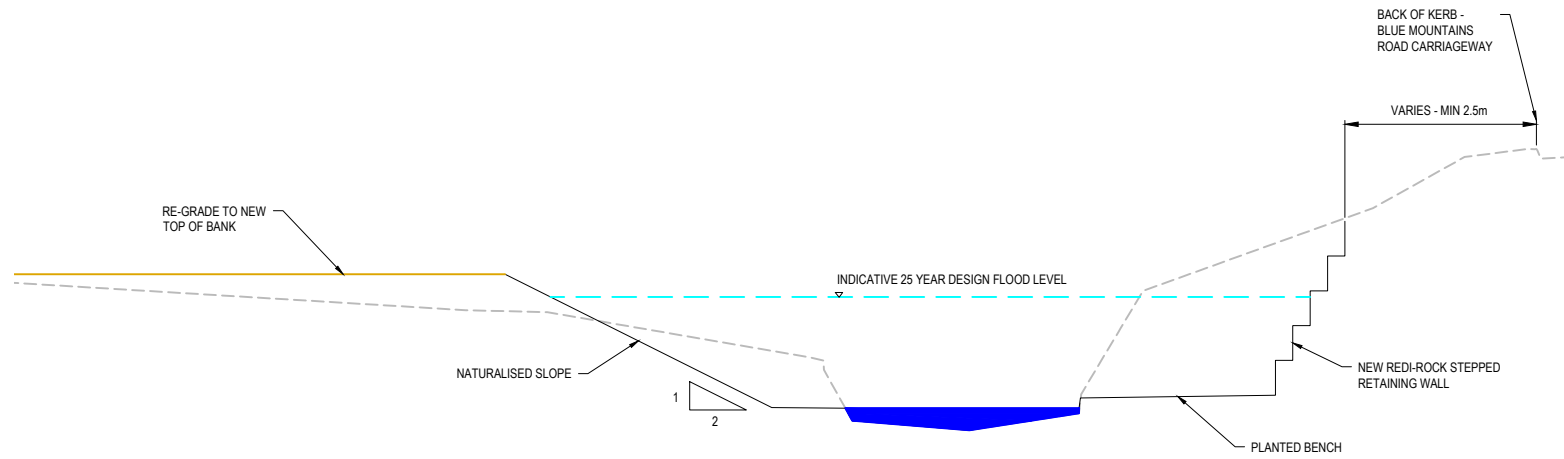


CLIENT WELLINGTON WATER			
PROJECT PINEHAVEN STREAM IMPROVEMENTS			
DRAWN JWS	DRAWING CHECK DF	REVIEWED JS	APPROVED IG
DESIGNED JWS	DESIGN REVIEW DF	DATE 27.08.19	DATE 27.08.19

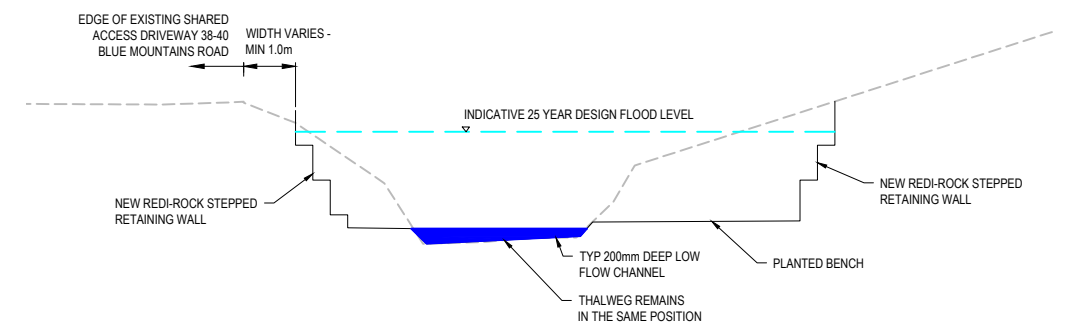
TITLE STREAM WORKS TYPICAL CROSS SECTIONS SHEET 1		SCALE 1:100 @ A3	DRAWING No I2089000-300-CD-DRG-2300	REV B
--	--	---------------------	--	----------

LEGEND
 - - - - - EXISTING SURFACE
 ——— DESIGN CHANNEL PROFILE
 ——— RE-GRADING PROFILE

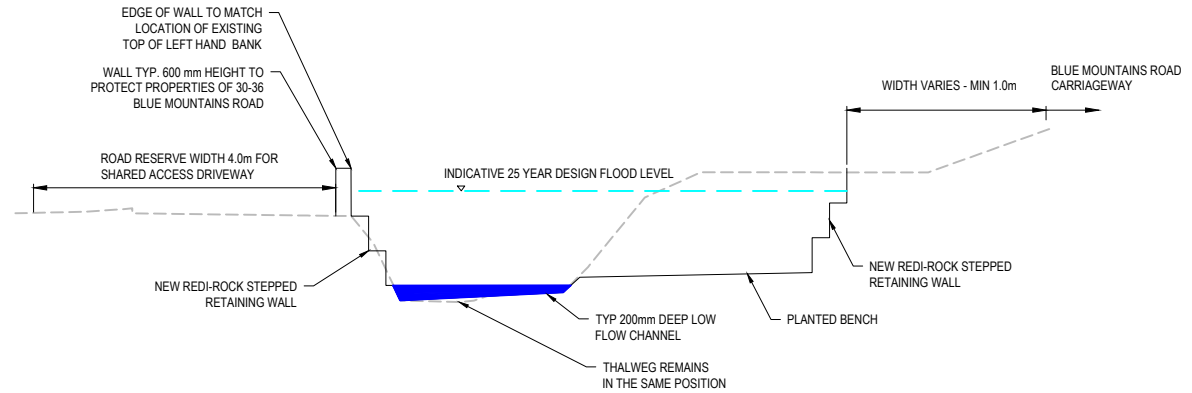
NOTES
 1. REFER I2089000-300-CD-DRG-2000-2006 FOR STREAM WORKS GENERAL ARRANGEMENT PLANS.



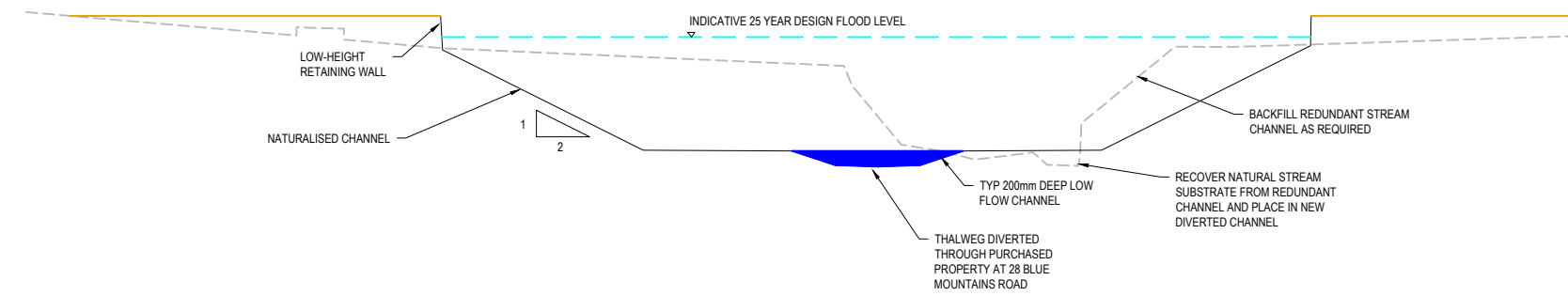
TYPICAL SECTION - CH. 390 - 425



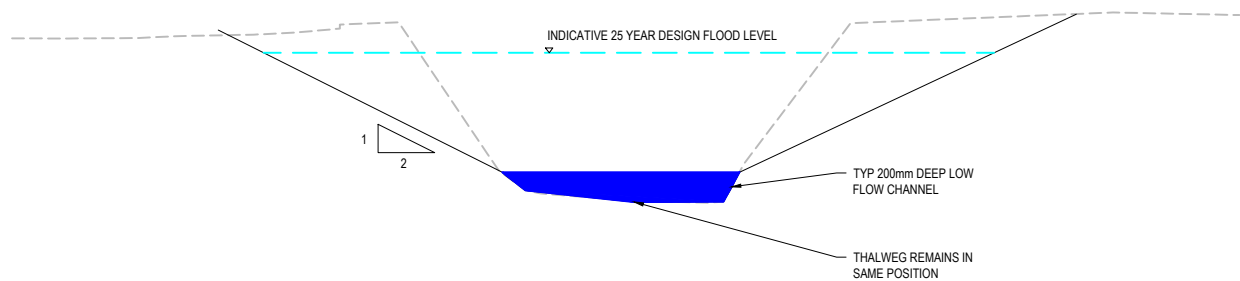
TYPICAL SECTION - CH. 450 - 490



TYPICAL SECTION - CH. 490 - 570



TYPICAL SECTION - CH. 570 - 610



TYPICAL SECTION - CH. 610 - 680

REV	DATE	DRAWN	REV'D	APP'D	REVISION	DRAWING NUMBER	REFERENCE DRAWING TITLE
B	12.09.19	JWS	JS	IG	FOR INFORMATION ONLY		
A	27.08.19	JWS	JS	IG	FOR INFORMATION ONLY		

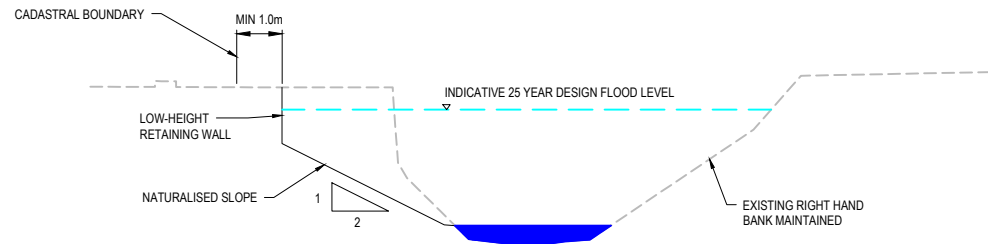


CLIENT WELLINGTON WATER		DRAWING CHECK DF		REVIEWED JS	APPROVED IG
PROJECT PINEHAVEN STREAM IMPROVEMENTS		DESIGNED JWS		DATE 27.08.19	DATE 27.08.19

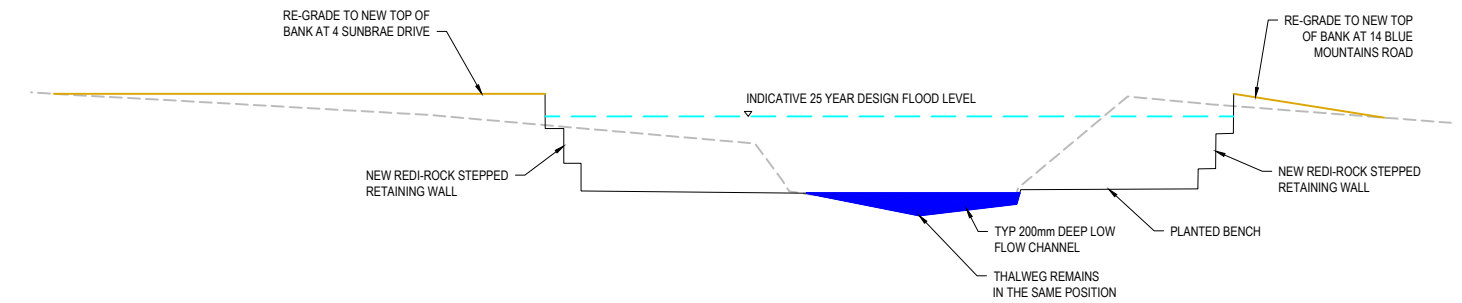
TITLE STREAM WORKS TYPICAL CROSS SECTIONS SHEET 2		SCALE 1:100 @ A3	DRAWING No I2089000-300-CD-DRG-2301	REV B
--	--	---------------------	--	----------

LEGEND
 - - - - - EXISTING SURFACE
 ——— DESIGN CHANNEL PROFILE
 ——— RE-GRADING PROFILE

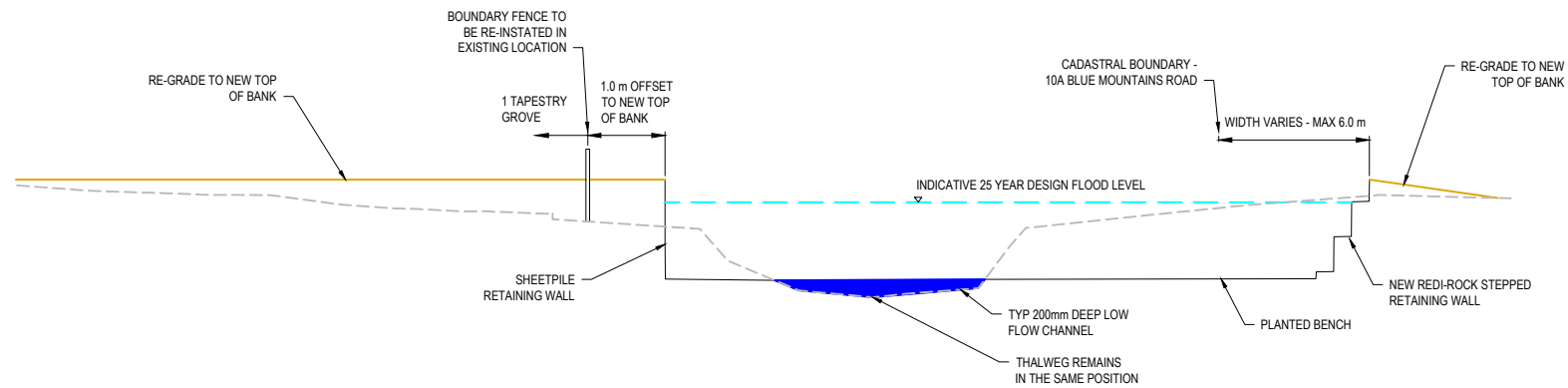
NOTES
 1. REFER I2089000-300-CD-DRG-2000-2006 FOR STREAM WORKS GENERAL ARRANGEMENT PLANS.



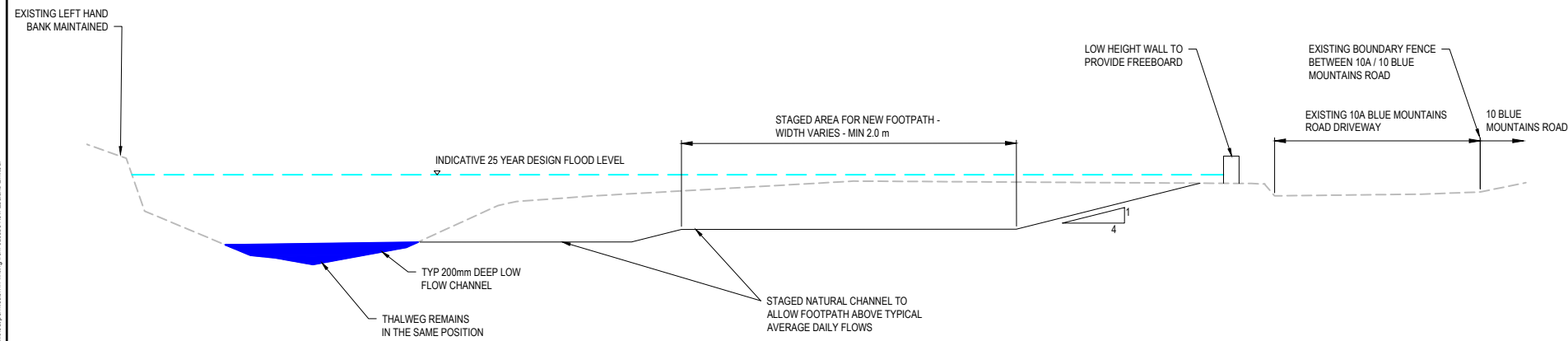
TYPICAL SECTION - CH. 680 - 730



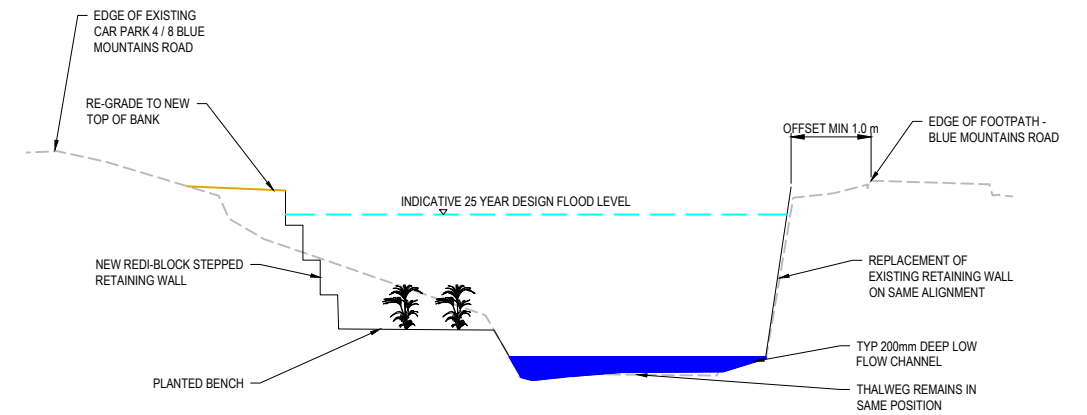
TYPICAL SECTION - CH. 760 - 800



TYPICAL SECTION - 1 TAPESTRY GROVE - CH. 800 - 810



TYPICAL SECTION - WILLOW PARK - CH. 810 - 910



TYPICAL SECTION CH. 905 - 955

REV	DATE	DRAWN	REVD	APP'D	REVISION	DRAWING NUMBER	REFERENCE DRAWING TITLE
B	12.09.19	JWS	JS	IG	FOR INFORMATION ONLY		
A	27.08.19	JWS	JS	IG	FOR INFORMATION ONLY		



CLIENT WELLINGTON WATER		PROJECT PINEHAVEN STREAM IMPROVEMENTS	
DRAWN JWS	DRAWING CHECK DF	REVIEWED JS	APPROVED IG
DESIGNED JWS	DESIGN REVIEW DF	DATE 27.08.19	DATE 27.08.19

TITLE STREAM WORKS TYPICAL CROSS SECTIONS SHEET 3		SCALE 1:100 @ A3	DRAWING No IZ089000-300-CD-DRG-2302	REV B
---	--	------------------	-------------------------------------	-------