







Choice in Urban Housing

	DENSITY	TYPICAL NUMBER OF HOUSES	EXAMPLE
	Very Low	1 house per 2000m ²	Marua Palms
	Low	3 houses per 2000m ²	Oakmont Lane
	Medium	4-5 houses per 2000m ²	Talbot Grove
	Medium-High	6-7 houses per 2000m ²	Gard Court

	DENSITY	TYPICAL NUMBER OF HOUSES	EXAMPLE
	High	More than 7 houses per 2000m ²	Wellington City
	Mixed Use	Multi-storey Business on lower levels Housing on higher levels	Wellington City